


FST

FST is designed for KT-32 & KT-40 & KT-50 & KT-65 & KT-75 series sensor on Tie-Rod cylinder.



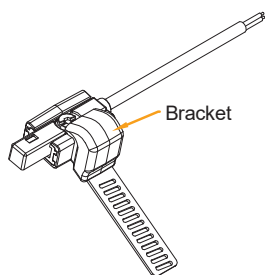
FST



How to mount

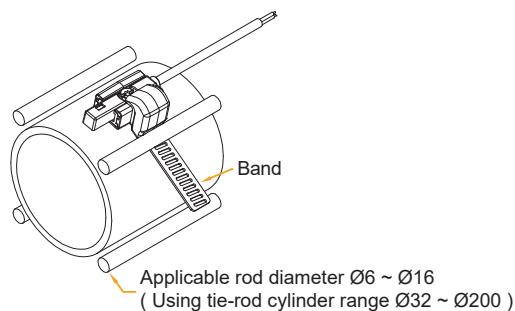
1 Step 1

Fix sensor on bracket with 2mm hexagon wrench or flathead screwdriver.



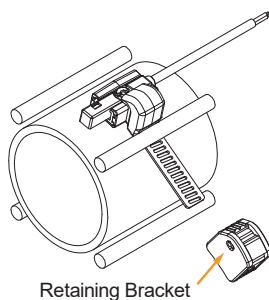
2 Step 2

Insert the band between cylinder tube and Tie-Rod.



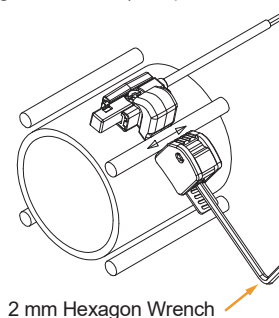
3 Step 3

Slide the retaining bracket onto the band.



4 Step 4

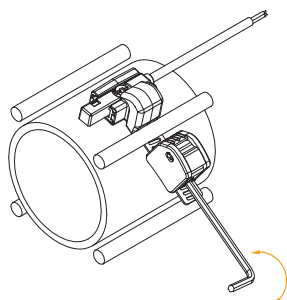
Adjust by moving bracket to most ideal sensing position and tighten screw. (Torque : 5 ~ 7 kgs).



How to dismount

1 Step 1

Use 2 mm hexagon wrench to release the screw for 2 ~ 3 turns.



2 Step 2

Use 2 mm hexagon wrench to lift up the screw cap to remove the retaining bracket.

